



1 - - 2

3

4

5- 9

合并及公司资产负债表

2025年6月30日

The image shows a financial statement titled "合并及公司资产负债表" (Consolidated and Company Balance Sheet) as of "2025年6月30日" (June 30, 2025). The content is severely distorted by digital noise, making the specific figures and labels unreadable. The layout suggests a standard balance sheet format with columns for different categories and rows for various line items.

合并资产负债表(续)				
2025年6月30日				
项目	2025年6月30日		2024年12月31日	
流动资产				
货币资金	8,500,000.00	8,500,000.00	29,860,000.00	9,000,000.00
应收账款	175,481.23	175,481.23	327,580.56	298,306.23
预付款项	7,449,349.47	7,449,349.47	11,504,602.55	11,504,602.55
其他流动资产	2,742,075.51	2,742,075.51	2,599,394.16	2,599,394.16
非流动资产				
长期股权投资	9,464,958.35	9,464,958.35	9,624,774.31	9,688,930.51
其他非流动负债				
非流动负债合计				
负债合计				
所有者权益				
股本				
资本公积				
盈余公积				
未分配利润				
所有者权益合计				
负债和所有者权益总计	757,188,466.89	757,188,466.89	586,536,304.13	808,223,377.29
611,369.00				

公司法定代表人：陈科
 主管会计工作的负责人：高亮
 会计机构负责人：曲晓红

合并及公司利润表

2025年6月

编制单位：赛隆药业集团股份有限公司

单位：人民币元

项 目	本年累计金额		上年同期累计金额	
	合并	母公司	合并	母公司
一、营业收入	135,707,334.41	93,926,297.51	156,062,416.75	88,253,697.83
减：营业成本	93,700,911.29	62,885,116.16	83,059,847.92	61,087,807.39
税金及附加	1,987,513.51	324,567.27	2,147,107.82	240,054.51
销售费用	12,906,339.92	7,080,051.34	29,034,096.02	20,746,805.54
管理费用	22,133,744.13	7,922,198.45	22,552,544.33	7,398,800.37
研发费用	10,282,255.43	2,896,846.21	11,398,467.91	3,266,285.45
财务费用	3,778,429.20	1,333,249.56	2,770,821.06	480,429.19
其中：利息费用				
利息收入				
其他收益				
投资收益				
公允价值变动收益				
资产减值损失				
信用减值损失				
资产处置收益				
营业利润	27,021,918.93	20,539,615.74	43,007,568.83	27,168,890.82
加：营业外收入				
减：营业外支出				
利润总额	27,021,918.93	20,539,615.74	43,007,568.83	27,168,890.82
减：所得税费用	4,053,287.80	3,080,792.31	6,454,852.40	4,053,287.80
净利润	22,968,631.13	17,458,823.43	36,552,716.43	23,115,603.02
其中：归属于母公司所有者的净利润	22,968,631.13	17,458,823.43	36,552,716.43	23,115,603.02
少数股东损益				
其他综合收益				
综合收益总额	22,968,631.13	17,458,823.43	36,552,716.43	23,115,603.02
归属于母公司所有者的综合收益总额	22,968,631.13	17,458,823.43	36,552,716.43	23,115,603.02
归属于少数股东的综合收益总额				

合并及公司现金流量表

项目	2025年1-6月	2024年1-6月	2023年1-6月	2022年1-6月
一、经营活动产生的现金流量：				
销售商品、提供劳务收到的现金	11,852,340.27	11,852,340.27	11,852,340.27	11,852,340.27
收到的税费返还				
收到其他与经营活动有关的现金	132,857.42	132,857.42	132,857.42	132,857.42
经营活动现金流入小计	11,985,197.69	11,985,197.69	11,985,197.69	11,985,197.69
购买商品、接受劳务支付的现金	(11,852,340.27)	(11,852,340.27)	(11,852,340.27)	(11,852,340.27)
支付给职工以及为职工支付的现金	(1,490,613.30)	(1,490,613.30)	(1,490,613.30)	(1,490,613.30)
支付的各项税费	(527,668.62)	(527,668.62)	(527,668.62)	(527,668.62)
支付其他与经营活动有关的现金	(17,400,737.38)	(17,400,737.38)	(17,400,737.38)	(17,400,737.38)
经营活动现金流出小计	(21,370,759.57)	(21,370,759.57)	(21,370,759.57)	(21,370,759.57)
经营活动产生的现金流量净额	(9,385,561.88)	(9,385,561.88)	(9,385,561.88)	(9,385,561.88)
二、投资活动产生的现金流量：				
取得子公司及其他营业单位支付的现金净额				
支付其他与投资活动有关的现金	(249.95)	(249.95)	(249.95)	(249.95)
投资活动现金流出小计	(249.95)	(249.95)	(249.95)	(249.95)
投资活动产生的现金流量净额	(249.95)	(249.95)	(249.95)	(249.95)
三、筹资活动产生的现金流量：				
取得借款收到的现金	126,847,551.79	126,847,551.79	126,847,551.79	126,847,551.79
收到其他与筹资活动有关的现金	13,470,851.93	13,470,851.93	13,470,851.93	13,470,851.93
筹资活动现金流入小计	140,318,403.72	140,318,403.72	140,318,403.72	140,318,403.72
偿还债务支付的现金	(133,127,550.26)	(133,127,550.26)	(133,127,550.26)	(133,127,550.26)
支付其他与筹资活动有关的现金	(2,762,795.10)	(2,762,795.10)	(2,762,795.10)	(2,762,795.10)
筹资活动现金流出小计	(135,890,345.36)	(135,890,345.36)	(135,890,345.36)	(135,890,345.36)
筹资活动产生的现金流量净额	4,428,058.36	4,428,058.36	4,428,058.36	4,428,058.36
四、汇率变动对现金及现金等价物的影响				
五、现金及现金等价物净增加额	(4,987,702.87)	(4,987,702.87)	(4,987,702.87)	(4,987,702.87)
加：期初现金及现金等价物余额	111,700,000.00	111,700,000.00	111,700,000.00	111,700,000.00
六、期末现金及现金等价物余额	106,712,297.13	106,712,297.13	106,712,297.13	106,712,297.13

合并股东权益变动表

2025年半年度

编制单位：赛隆药业集团股份有限公司

单位：人民币元

赛隆药业集团股份有限公司
2025年半年度

编制单位：赛隆药业集团股份有限公司

单位：人民币元

	2025年半年度	2024年半年度	2025年1-6月	2024年1-6月
一、营业收入	10,000,000.00	10,000,000.00	10,000,000.00	10,000,000.00
减：营业成本	8,000,000.00	8,000,000.00	8,000,000.00	8,000,000.00
营业税金及附加	100,000.00	100,000.00	100,000.00	100,000.00
销售费用	1,000,000.00	1,000,000.00	1,000,000.00	1,000,000.00
管理费用	500,000.00	500,000.00	500,000.00	500,000.00
研发费用	1,000,000.00	1,000,000.00	1,000,000.00	1,000,000.00
财务费用	100,000.00	100,000.00	100,000.00	100,000.00
资产减值损失	100,000.00	100,000.00	100,000.00	100,000.00
信用减值损失	100,000.00	100,000.00	100,000.00	100,000.00
公允价值变动损益	100,000.00	100,000.00	100,000.00	100,000.00
其他收益	100,000.00	100,000.00	100,000.00	100,000.00
投资收益	100,000.00	100,000.00	100,000.00	100,000.00
净损益	1,000,000.00	1,000,000.00	1,000,000.00	1,000,000.00
归属于母公司所有者的净利润	1,000,000.00	1,000,000.00	1,000,000.00	1,000,000.00
归属于少数股东的净利润	0.00	0.00	0.00	0.00
二、营业利润	1,000,000.00	1,000,000.00	1,000,000.00	1,000,000.00
加：营业外收入	100,000.00	100,000.00	100,000.00	100,000.00
减：营业外支出	100,000.00	100,000.00	100,000.00	100,000.00
利润总额	1,000,000.00	1,000,000.00	1,000,000.00	1,000,000.00
减：所得税费用	250,000.00	250,000.00	250,000.00	250,000.00
净利润	750,000.00	750,000.00	750,000.00	750,000.00
归属于母公司所有者的净利润	750,000.00	750,000.00	750,000.00	750,000.00
归属于少数股东的净利润	0.00	0.00	0.00	0.00

公司股东权益变动表

2025年半年度

编制单位：赛隆药业集团股份有限公司

单位：人民币元

项目	2025年半年度		2024年半年度		三、本年增
	年初余额	期末余额	年初余额	期末余额	
所有者权益（对外公开号列示）		4,028,833.60		4,028,833.60	三、本年增
收益总额		4,028,833.60		4,028,833.60	(一) 综合
资本投入和减少资本					(二) 股
投入的普通股					1. 购买共
支付计入股东权益的金额					2. 股份
					3. 其他
利润分配					(三) 未
提取盈余公积					1. 提取
股东的分配					2. 对
其他					3. 其
所有者权益内部结转					(四)
资本公积转增股本					1.
盈余公积转增股本					2.
盈余公积弥补亏损					3.
其他综合收益					4.
其他					
五) 专项储备					
本期提取					1.
本期使用（以负号填列）					2.
六) 其他					
本年年末余额	176,000,000.00	276,648,025.07	178,009,175.00	278,111,110.00	



2002 4 3
91440400737568573N

21 2014 12 A
31 2

31 2 21
31 2 21

27 2025 8

" "

15 — 2023

21 26 17 20

2025

1

30

2025

2025 6

2

1 1

12 31

3

12

4

∇

5

1%

500

10%

500

10%

2

3

7

1

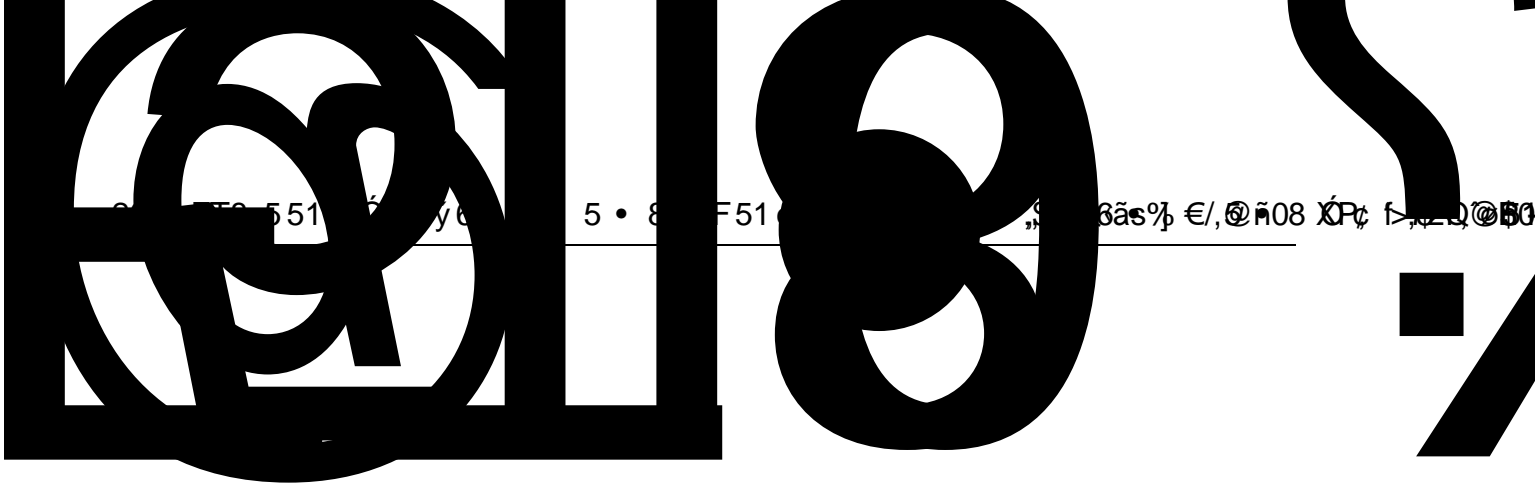
2

"

"

3

4



8309Q, 3 , ~ \$ 4 51 3/4° YBpÓ B 3/4° YBpf , \$ î 9Qµ 3/4°

© 2013 by the American Psychological Association or one of its allied publishers. This article is intended solely for the personal use of the individual user and is not to be disseminated broadly.



N

11

1

2

•

2025

4

5

12

6

•

•

2025

-
-
-

14 —

A

• 1

B

• 1

• 2

/

/

• 1

• 2

• 3

A

•

1

12

12

•

•

•

2025

7

8

e

e

13

1

2

3

4

5

2025

14

1

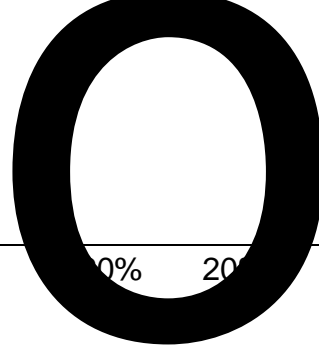
2025

1

2

22 —

2025



0%

20%

50%

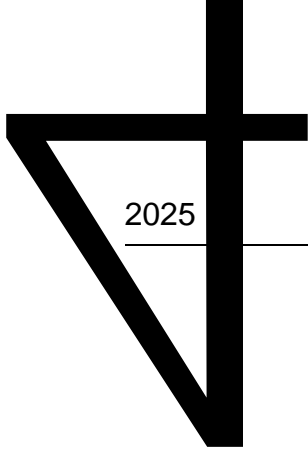
20%

4

14

5

2



2025



2

		I	I
20-50		3.00	4.85-1.94
5 10		3.00	19.40 9.70
5		3.00	19.40
5		3.00	19.40

- "

3

Ü

19

1

2

3

3

20

50' >ø- "b1@ Ó

2025

50

5-10

5-10

5

10

22

21

2025

23

24

1



2025

"


"

1

2

1

2



1

2 a "

a "

30

1

a "

a "

a "



22

— —

4

140 — —

2025

31

1

13 —

2

3

22

32

2022 136

”

“

“ ”

33

2025

2022 10 18

GR202243001064

2022

2024 15%

2023 10 16

GR202343000097

2023 2025 15%

2023 6 25%
20% 2023

2023 43
2023 1 1 2027 12 31
5%

2025

1

	10,219.00	8,931.00
	6,712,365.91	47,905,576.80
	154,876.79	928,875.36
	ž, ++ž(%"+\$	(, ž, ('ž', '%)*

2

6,041,369.49	6,041,369.49	12,567,483.89	12,567,483.89
--------------	--------------	---------------	---------------

2025

	2,886,071.41
--	--------------

3

1

1		88,302,569.66	68,257,104.41
1	2	6,350,451.49	499,471.36
2	3	35,394.47	285,996.61
3	4	577,644.88	451,556.30
4	5	143,729.90	184,776.00
5		471,200.00	335,200.00
		-)ž, , \$ž- -\$" (\$	+ \$ž\$%(ž%\$ ("* ,
		4,476,066.46	2,967,129.65
		-%ž(\$ (ž-&'"- (*+ž\$ (*ž-+)"\$'

2

	fl i ĺ		fl i ĺ		
95,880,990.40	100.00	4,476,066.46	4.67	91,404,923.94	
95,880,990.40	100.00	4,476,066.46	4.67	91,404,923.94	
-)ž, , \$ž- -\$" (\$	%\$\$"\$\$	(ž(+*ž\$**" (*	("**+	-%ž(\$ (ž-&'"- (

	fl i ĺ		fl i ĺ		
--	--------	--	--------	--	--

2025

ê

2025

U•	-	6,535,180.44	20,061,885.61
		ž)')ž%, \$"((&\$ž\$%ž, ,)" *%

21,740,937.61

5

1

		I	I
1	3,372,320.93	90.62	2,647,719.55
1 2	139,800.47	3.76	165,774.48
2 3	101,717.67	2.73	100,620.71
3	107,508,401.9	2.89	110,020.66

'ž+&%ž' (+), %\$\$\$ 'ž&(ž%)' (\$ %\$\$\$ ED ō

2

2025

~~B~~ L i

2025

	6		9	77
	938,517.01	48.31	453,390.3	485,126.6
	2,793,252.3	10.00	279,325.2	2,513,927.6
	5		4	11
	'ž+'%ž+'*-'	%-'*'	+'&ž+'%)'	&ž---ž\$)'"
	*		-	++

		%	
	200,000.0	100.00	200,000.0
	0		0
	350,000.0	100.00	350,000.0
	0		0
	350,000.0	100.00	350,000.0
	0		0
))\$z\$\$\$"\$	%)\$z\$\$\$"\$))\$z\$\$\$"\$
	\$	%)\$z\$\$\$"\$	\$

④

	12	()	()
	732,715.59		550,000.00 1,282,715.59

--
--
--
--

	83,591.54		83,591.54
--	-----------	--	-----------

,%*ž'\$+''% '))\$z\$\$\$"\$ %ž''*ž'\$+''%

⑤

			fil
	1,276,967.19	1-2 ,5	25.77 127,696.72
	934,000.00	2-3	18.85 93,400.0

2025

				0
	350,000.00	5	7.06	350,000.00
()	200,000.00	1-2	4.04	200,000.00
	100,000.00	1	2.02	1,610.00
	&ž, *\$ž- *+%-)+"+(++&ž+\$*"
				+&

7

1

2025

8

4,444,808.77	1,027,508.12
96,815.67	182,908.18
(ž) (%ž* & (" ((%ž&%ž (%*"" \$

9

1	1,662,231. 72	1,662,231. 72	5.55%
	%ž* & ž& * %" +&	%ž* & ž& * %" +&))) !

10

4,900,000.00	4,900,000.00
--------------	--------------

8	"	"	2020	4
	2020	6	25	

1000	510	51%	49%
------	-----	-----	-----

30

2025

51%



2025

8.31%

41,550,000.00

11

1.		21,998,062.36
2.		
1		
2	\	\
3	a "	

2025

12

	321,394,012.31	332,175,631.30
	'&%ž' - (ž\$%&'%'%	' '&ž%+)ž* '%''\$

1

①

2025

1

①

3,794,022.82	3,794,022.82	2,434,170.44	2,434,170.44
2,482,715.97	2,482,715.97	3,392,847.47	3,392,847.47
-	-	65,108.80	65,108.80
*ž+*ž+', "+-	! *ž+*ž+', "+-)ž, -&ž&*"+%	!)ž, -&ž&*"+%

②

500,948,900.00	46.47	46.47%
312,000,000.00	30.42	30.42%
,%ž- (,ž- \$\$\$		

14

U ž 9 ..

U ž 4 E P

2025

1.		1,985,766.81
2.		1,065,439.74
1		1,065,439.74
2		
3.		
1		
2		
3		
4.		3,051,206.55
1.		
2.		
1		
2		
3.		
1		
2		
3		
4.		
1.		63,099,722.24
2.		64,165,161.98

55

15

1

1.2024.12. 31	72,069,340.0 0	127,000.0 0	27,517,639.4 6	2,016,827.6 5	206,829.7 0	101,937,636.8 1
2.	-	-	3,979,508.26	16,000.00	-	3,995,508.26
1	-	-	-	16,000.00	-	16,000.00
2	-	-	3,979,508.26	-	-	3,979,508.26
3.	-	-	-	-	-	-
1	-	-	-	-	-	-
4.2025.6.3 0	72,069,340.0 0	127,000.0 0	31,497,147.7 2	2,032,827.6 5	206,829.7 0	105,933,145.0 7
	-	-	-	-	-	-
1.2024.12. 31	13,482,661.3	127,000.0	13,242,154.9	1,500,316.8	110,304.7	28,462,437.79

2025

	1	0	2	5	1	
2.	720,829.50	-	1,435,890.70	153,953.02	10,341.06	2,321,014.28
1	720,829.50	-	1,435,890.70	153,953.02	10,341.06	2,321,014.28
2	-	-	-	-	-	-
3.	-	-	-	-	-	-
1	-	-	-	-	-	-
2	-	-	-	-	-	-
4.2025.6.30	14,203,490.81	127,000.00	14,678,045.62	1,654,269.87	120,645.77	30,783,452.07
	-	-	-	-	-	-
1.2024.12.31	-	-	5,762,445.90	-	-	5,762,445.90
2.	-	-	-	-	-	-
1	-	-	-	-	-	-
2	-	-	-	-	-	-
3.	-	-	-	-	-	-
1	-	-	-	-	-	-
2	-	-	-	-	-	-
4.2025.6.30	-	-	5,762,445.90	-	-	5,762,445.90
	-	-	-	-	-	-
1.2025.6.30	57,865,849.19	-	11,056,656.20	378,557.78	86,183.93	69,387,247.10
2.2024.12.31	58,586,678.69	-	8,513,038.64	516,510.80	96,524.99	67,712,753.12

①

29.73%

②

12

2

16

20mg	15,425,198.1 1	415,447.2 8	15,840,645. 39
	13,336,690.5 2		13,336,690. 52
	10,945,049.7 6	22,092.86	10,967,142. 62
	3,228,487.90	67,142.03	3,295,629.9 3
	1,756,052.93		1,756,052.9 3
	915,501.12	139,594.4 6	1,055,095.5 8
	902,238.93	69,274.92	971,513.85
	757,533.59	77,831.86	835,365.45
	743,533.85	53,506.89	797,040.74
	698,818.74	33,332.49	732,151.23
	653,400.69	-2,944.65	650,456.04
	483,896.10	155,039.3 7	638,935.47
	372,549.245		

2025

			31	
	833,371.75	19,250.95	852,622.70	-
	624,211.11	41,950.57	666,161.68	-
		-3,856.96	-3,856.96	-
		7,930.76	7,930.76	-
		2,201.11	2,201.11	-
		1,612.61	1,612.61	-
) *ž%\$\$ž, \$) -	'ž' ' (ž\$ "%	'ž-+-ž)\$, "))ž())ž' &, "
	,	% (&*	, *

17

	3,061,866.73	2,233,775.25	376,356.82	4,919,285.16
--	--------------	--------------	------------	--------------

18

1

	#	#	#	#
	3,235,996.73	485,399.51	3,235,996.73	485,399.51
	7,074,411.14	1,061,161.67	20,645,324.13	3,096,798.62
	596,269.76	89,440.46	828,918.00	124,337.70
	%ž-\$ *ž*++*'	%ž* '*ž\$\$%"	&(ž+%ž&' , " , *	'ž+\$*ž)' "
		* (, '
	63,099,722.24	9,464,958.35	64,165,162.07	9,624,774.31
	* 'ž\$- -ž+&&"&(-ž(* (ž-), "	* (ž%*)ž%* &"\$+	-ž*&(ž++("'
		,		'%

2

	26,593,883.20	24,013,516.27
	467,666,448.99	447,091,579.92
	(- (ž&*ž' '&"%-	(+%ž%\$)ž\$- *"%-

3

2025	1,623,212.07	1,643,593.80
------	--------------	--------------

2025

2026	225,653.31	432,628.25
2027	3,678,426.06	3,849,671.05
2028	5,113,591.21	5,099,101.91
2029	65,245,648.69	77,594,319.25
2030	135,491,123.95	132,512,135.99
2031	61,318,087.56	61,318,087.56
2032	77,560,314.26	82,104,182.90
2033	49,892,038.90	49,892,038.90
2034	31,788,429.47	32,645,820.31
2035	35,729,923.51	

(*+ž***ž((, "-- ((+ž\$-%ž)+- "-&

19

563,941.27	563,941.27	358,508.64	358,508.64
177,763.50	177,763.50	264,812.79	264,812.79

+(%ž+\$("++ ! +(%ž+\$("+ * &'ž' &%"(! * &'ž' &%"(

20

137,254,041.31	112,053,483.81	12
68,069,340.00	55,245,848.27	15

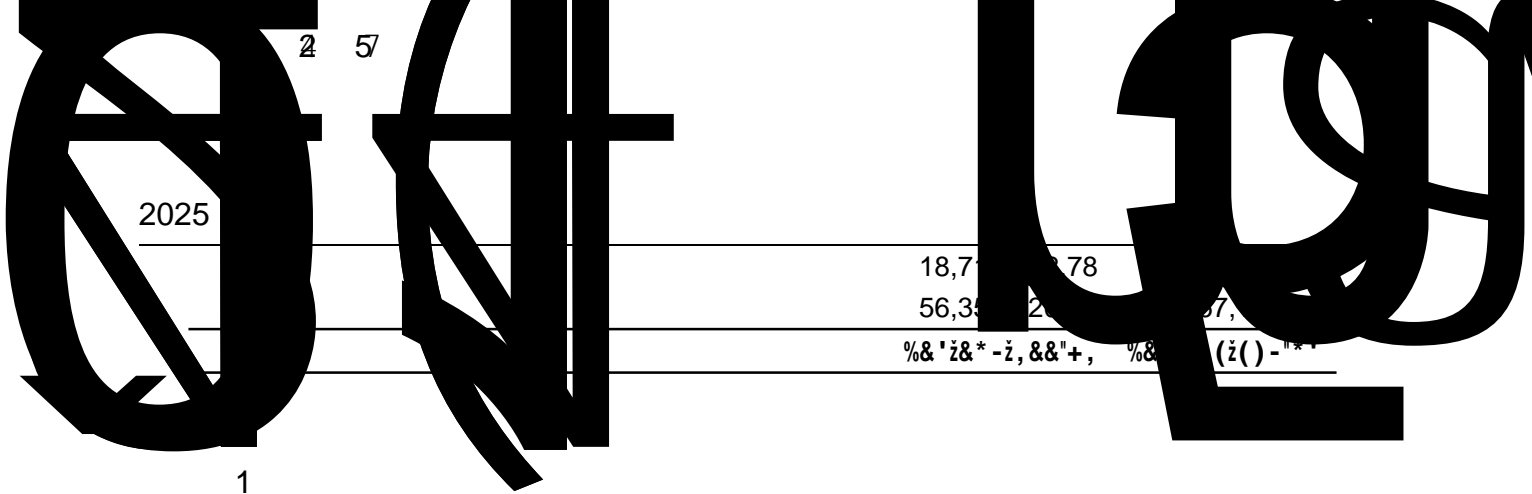
&\$)ž' &'ž', %" %*+ž&- -ž' '&'\$,

876,000.00	876,000.00
181,692,969.25	137,453,311.35
68,069,340.00	55,926,677.81

&)\$ž* ', ž'\$- "&) %- (ž&))ž- , -"%*

21

d



2 5

2025

18,7 78

56,3 2 37,

%&'z&* -z, &&"+, %& (z()-"*

1

2025 0 @| f

1,870

2025 2 11 2026

2 11

2

X @| 2024 % 12

1,000

2024 8 23 @iæ

2025 8 22 a U• e a " ê

X 2024 0 1 2 3 4 5 6 7 8 9 10 11 12 13 14 15 16 17 18 19 20 21 22 23 24 25 26 27 28 29 30 31 32 33 34 35 36 37 38 39 40 41 42 43 44 45 46 47 48 49 50 51 52 53 54 55 56 57 58 59 60 61 62 63 64 65 66 67 68 69 70 71 72 73 74 75 76 77 78 79 80 81 82 83 84 85 86 87 88 89 90 91 92 93 94 95 96 97 98 99 100 , @ñ0 Ypfp% X

2025

2025

	3,523,841.10	5,365,893.21
	*\$z, &%z+ (-"+&	*\$z%%, z' * , "&'

24

	12,497,388.70	11,507,061.52
	%&z(-+z' , "+\$	%%&z)\$+z\$ *%")&

25

2025

	&'ž- -\$ž&*%" , %		*ž&* , ž+&- " ((
2					
		4,281,030.18		15,464,781.04	
29					
		2,886,071.41		6,311,204.82	
		1,624,660.52		1,011,793.30	
		(ž)%ž+ '%"- '		+ž' &&ž- - , "%&	
30					
		851,168.76	5.50%	3,485,316.67	5.50%
		31,639,093.05	2.95%-5.1%	32,643,412.77	2.95%-5.1%
		32,490,261.81		36,128,729.44	
		23,990,261.81	2.95%-5.5%	6,268,729.44	2.95%-5.5%
		,ž)\$\$\$\$\$\$\$		&-ž, *\$\$\$\$\$\$\$	

1

	2024	8	29								
				1,000							
					2024	8	29	2027	8	28	
	2025	6	30	50			950				
					2023	4	26				
								2,500			
									2023	4	26
	2026	4	26		2025	6	30	290			2,210
								5			2

2

12 1

2025

31

		596,269.76	828,892.69
		420,788.53	501,312.13
		%+)ž(,%"&'	'&+ž), \$") *
2025		13,889.30	-
	13,889.30		

32

		7,448,149.47	11,514,692.55
		11,729,179.65	26,979,473.59
		11,729,179.65	26,979,473.59
		4,281,030.18	15,464,781.04
		+ž((, ž%(-" (+	%%ž)% (ž* - &")

33

2025

35

276,648,864.07			276,648,864.07
11,820,539.51			11,820,539.51
&, ,ž(*-ž(\$"),			&, ,ž(*-ž(\$"),

36

61,208.00	1,548,539.88	538,817.37	1,070,930.51
-----------	--------------	------------	--------------

37

18,009,717.23			18,009,717.23
---------------	--	--	---------------

38

	16,736,952.88	53,402,564.10	
	+		
-		16,736,952.88	53,402,564.10
		-14,832,154.91	1,764,681.15
			3,520,000.00
		1,904,797.97	51,647,245.25

39

1

135,159,508.11	92,551,397.38	155,702,941.70	82,756,185.56
547,826.30	459,513.91	359,475.05	303,662.36
%')ž+\$+ž''('(% - 'ž\$%\$ž-%%"&- %)*ž\$* &ž(%*" +) , 'ž\$)-ž, (+"-&			

	72,893,675.62	44,111,179.36	138,999,211.87	74,924,141.38
	6,286,296.64	6,515,148.95	3,761,061.93	3,560,879.46
AI	53,982,300.88	41,296,527.38		

24

2025

	9,180.00	7,620.00
	-	2,521.87
	%ž- , +ž) % ") %	&ž% (+ž%\$+ " , &

41

	7,226,179.38	20,910,281.07
	3,631,471.21	5,567,486.50
	680,446.16	813,908.36
	258,995.29	254,166.55
	219,136.94	384,209.79
	177,751.83	241,537.44
	154,309.16	161,324.92
	109,828.19	32,608.80
	104,181.90	170,476.12
	344,039.86	498,096.47
	%&ž- \$ *ž' ' -" -&	&-ž\$' (ž\$- *"\$&

42

	8,738,592.06	8,401,713.74
	5,102,073.73	6,259,031.88
	1,909,025.58	1,106,986.46
	1,629,106.28	1,321,027.32
	1,588,550.44	387,649.53
	928,090.57	779,953.14
	767,448.81	696,395.42
	495,393.45	486,641.52
	422,039.10	477,305.40
	336,344.05	394,180.59
	101,380.69	228,032.08
	37,730.14	300,021.44
	77,969.23	1,713,605.81
	&&ž% ' 'ž+ ("% '	&&ž) &ž) ((" ' '

43

	4,330,767.27	4,340,327.40
	2,345,642.89	3,410,971.17
	2,253,629.42	2,143,566.69
	167,382.53	59,450.04
	111,392.88	285,400.22

2025

	83,712.63	286,621.40
	44,162.45	47,002.83
		40,094.34
	945,565.36	785,033.82
	%)&š, &š&))"('	%%ž' - ,ž('*+''-%

44

	3,824,902.39	2,956,199.60
	67,005.41	220,431.52
	20,532.22	35,052.98
	'ž++ ,ž(&-'&\$	&ž++\$ž, &%"\$*

45

	307,636.34	284,195.83
	26,669.60	28,811.68
	-720,947.45	904,478.03
	39,031.10	
	!' (+ž*%"(%	%%ž&%+ž(,)") (

46

	-59,423.97	90,160.16
	!) -ž(&' "-+	-\$ž%*\$%"%*

47

"-

-1,525,436.81	-3,363,366.92
-83,591.54	114,910



2025

49

“-”

-	-14,278.22	71,993.44
---	------------	-----------

50

2025

"_"

-1,158,344.16 -1,335,141.23

1,983,221.68 631,782.95

53

1

705,460.00 167,591.95

186,500.00 181,348.86

14,288.98 44,428.75

91,990.42 220,431.52

121,137.67 160,323.45

%2%%-z' ++'\$+ ++(z%&(")'

2

18,547,869.58 28,856,259.27

72,500.00 1,691,860.11

636.40 140,000.00

458,592.00 2,896.65

53

2025

128,134,459.63	84,900,000.00	92,798,085.44	2,567,464.11	465,984.48	123,269,822.78	
36,128,729.44		4,423,255.01	784,787.37		32,490,261.80	
26,979,473.59		14,351,794.27	596,529.89	-1,495,029.56	11,729,179.65	
-1,662,231.72			-137,768.28	1,800,000.00	-	
828,892.69		246,512.23	13,889.30		596,269.76	
%-\$i(\$-i* &''**'	, (i-\$\$\$''\$\$''	%%%i, %-i* (*''	'i, &(i-\$&''	!	++\$i-)'(-&	%* ,i\$,)i)'''
	\$\$	-)	-		--	

①

② "

54

1

%

-14,832,154.91

1,764,681.15

2025

47,967,383.16

85,106,067.36

2025

1

4,330,767.27	1,197,452.52	4,340,327.40	2,505,337.60
2,345,642.89	140,325.58	3,410,971.17	744,229.85
2,253,629.42	47,942.11	2,143,566.69	124,150.17
-	-71,417.74	-	1,214,927.38
111,392.88	1,151,698.11	285,400.22	578,960.00
945,565.36	-45,886.27	785,033.82	305,962.89
-	-	40,094.34	263,639.00
83,712.63	816,600.47	286,621.40	209,257.44
44,162.45	85,238.07	47,002.83	419,064.60
167,382.53	12,078.29	59,450.04	1,373.53

%)& , & z&))" (' ' z' ' (z\$' %" % (% % z' - , z(* + " - % * z' * * z - \$& " (*

2

	2025	2017
	2027	2017
20mg	2027	2022

16

1

28,000,000. 00	100.0 0
-------------------	------------

ELWAARK

Dóyñóñjãã ES P 4%Y 2 "b @ë V ý í

í

2025

2024 49.09% 57.74% 2024 66.81% 56.03%

2

10,310

7,006

12,326.98				12,326.98
6,082.17				6,082.17
650.53				650.53
2,869.21				2,869.21
451.07				451.07
	100.00	750.00		850.00
	17.55			17.55
	469.19	275.62		744.81
22,379.96	586.74	1,025.62	-	23,992.32

12,813.45				12,813.45
219.00				219.00
6,011.84				6,011.84
919.77				919.77
2,223.48				2,223.48
732.30				732.30
	1,096.00	1,190.00	700.00	2,986.00
	26.98	5.78		32.76

2025

	824.45	327.02		1,151.47
22,919.84	1,947.43	1,522.80	700.00	27,090.07

3

(

2025

2

35.89%

38.23%

3

1

48,200,000.
00

/ 21,740,937.
61

/ 2,886,071.4
1

†

2025

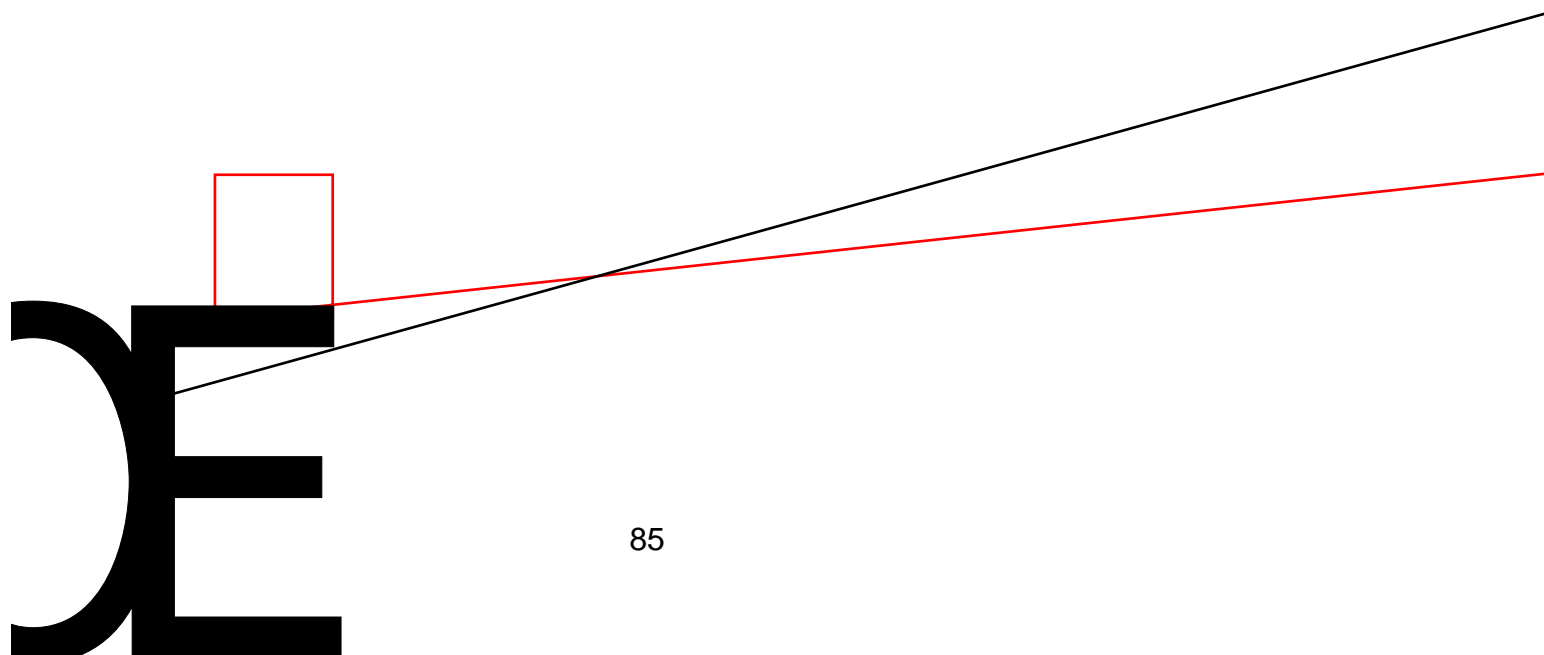
1

6,535,180.44		6,535,180.44
	4,900,000.00	4,900,000.00
6,535,180.44	4,900,000.00	11,435,180.44

2

6,535,180.44

3



2025

203,450,000.00

41,550,000.00 2021 4 12

25,000,000.00 2023 4 26 2026 4 26

33,054,079.92 2023 3 16 2025 4 25

65,000,000.00 2020 3 23 2026 1 31

10,000,000.00 2024 12 2 2025 12 2

19,436,421.60 2024 6 28 2027 6 28

10,000,000.00 2024 5 30 2025 3 1

10,000,000.00 2025 3 5 2026 3 5

2025

10,000,000.00						
	2024	8	23	2025	11	3
30,000,000.00						
	2024	8	29	2027	8	28
10,000,000.00						
	2024	12	2	2025	12	2
10,000,000.00						
	2024	5	30	2025	3	1
10,000,000.00						
	2024	3	5	2026	3	5
10,000,000.00						
	2024	9	29	2025	9	29
10,000,000.00						
	2025	2	25	2026	2	24
10,000,000.00						
3						
	15			15		
				2,777,134.45		2,460,434.17

1,

ΕΛΛΗΝΙΚΗ ΔΗΜΟΚΡΑΤΙΑ - ΥΠΟΥΡΓΕΙΟ ΟΙΚΟΝΟΜΙΚΩΝ

6 1

0

5



(7)

- è

2025

2020 3 19
" a "

"

10,445 /

700 / /

2 12

10%

2025

2	3	26,575.00	205,596.61
3	4	-	5,575.00
4	5	-	-
5		335,200.00	335,200.00
		+-ž()%ž(' ''+\$	(-ž, (-ž') -"+&
		2,022,955.74	1,217,110.50
		++ž(&, ž(++" - *	(, ž* ' &ž& (-"&&

		fl i ĺ		fl i ĺ		
		79,451,433.70	100.00	2,022,955.74	2.55	77,428,477.96
		44,148,635.18	55.57	2,022,955.74	4.58	42,125,679.44
		35,302,798.52	44.43			35,302,798.52
		+-ž()%ž(' ''+\$	\$\$\$"\$	&ž\$&&ž-)"+(&")	++ž(&, ž(++" - *

		fl i ĺ		fl i ĺ		
		49,849,359.72	100.00	1,217,110.50	2.44	48,632,249.22
		26,995,761.20	54.15	1,217,110.50	4.51	25,778,650.70
		22,853,598.52	45.85			22,853,598.52
		(-ž, (-ž') -"+&	\$\$\$"\$	%ž&%+ž%%"\$)	&"(((, ž* ' &ž& (-"&&

fl i ĺ

2025

		26,210,804.87	26,210,804.87
		&*ž&%ž,\$("\$,+	&*ž&%ž,\$("\$,+
2			
○			
1		192,325,367.87	101,078,216.05
1	2	167,661.76	100,327,769.39
2	3	964,000.00	3,906,542.46
3	4	20,000.00	30,000.00
4	5	25,347.20	20,847.20
5		1,576,524.41	1,688,613.49
		%-)ž\$+,ž "(

2025

53,746.27

53,746.27

\$+ž (\$'++

\$+ž (\$'+
+

				fl i t	
(165,260,580.4	1		84.71	
	4				
	24,439,835.00	1		12.53	
	1,913,945.36	1		0.98	
	1,276,967.19	1-2	5	0.65	127,696.7
					2
	934,000.00	2-3		0.48	93,400.00
	%- 'ž, &)ž' &+ '-			--'')	&&%ž\$- *'+
	-				&

4

143,347,702	143,347,702	139,462,492.8	139,462,492
.80	.80	0	.80

28,000,000.00	28,000,000.00
50,000,000.00	50,000,000.00
5,000,000.00	5,000,000.00
500,000.00	500,000.00
55,000,000.00	55,000,000.00
500,000.00	500,000.00
462,492.80	1,957,210.0
	0
	1,928,000.0
	0
	2,419,702.80
	1,928,000.00

2025

	% ' -ž (*&ž (-&" , \$	'ž , ,)ž&%\$"\$ \$	% ('ž' (+ž+\$&" , \$
5			
1			
	41,316,685.77	27,204,132.88	60,347,547.22
	52,609,611.74	41,380,983.28	27,906,145.61
	- 'ž-&*ž&-+")%	* , ž) ,)ž%%*"%"*	, , ž&) 'ž* -&" , ' *%ž\$*+ž, \$+)" -
2			
	35,030,389.13	20,688,983.93	56,586,485.29
	6,286,296.64	6,515,148.95	3,761,061.93
	41,316,685.77	27,204,132.88	60,347,547.22
	47,477,168.14	36,789,381.06	21,441,249.98
	246,329.17	235,465.98	228,280.54
	4,886,114.43	4,356,136.24	6,236,615.09
	52,609,611.74	41,380,983.28	27,906,145.61
	- 'ž-&*ž&-+")%	* , ž) ,)ž%%*"%"*	, , ž&) 'ž* -&" , ' *%ž\$*+ž, \$+)" -
3			
	41,316,685.7	27,204,132.8	
	7	8	
	41,316,685.7	27,204,132.8	
	7	8	
			52,609,611.7
			41,380,983.2
			4
			8
			52,363,282.5
			41,145,517.3
			7
			0
			246,329.17
			235,465.98
	(%ž' %*ž* ,)" +	&+ž&\$ (ž% ' &" ,)&ž*\$-ž*%"%"+
	+	,	(

2025

6

		6,800,000.00
	-44,697.31	90,160.16
	!((ž* -+ " "%	*ž, -\$ž%*\$"%*

1

		-14,278.22
		307,636.34
		-59,423.97
		-277,780.46
		-851,815.71
		!, -)ž**&"\$&
		-140,621.83
		!+))ž\$(\$"%-
		-
		!+))ž\$(\$"%-

2

	I	
	-3.02	-0.0843
	-2.86	-0.0800

2025 8 27